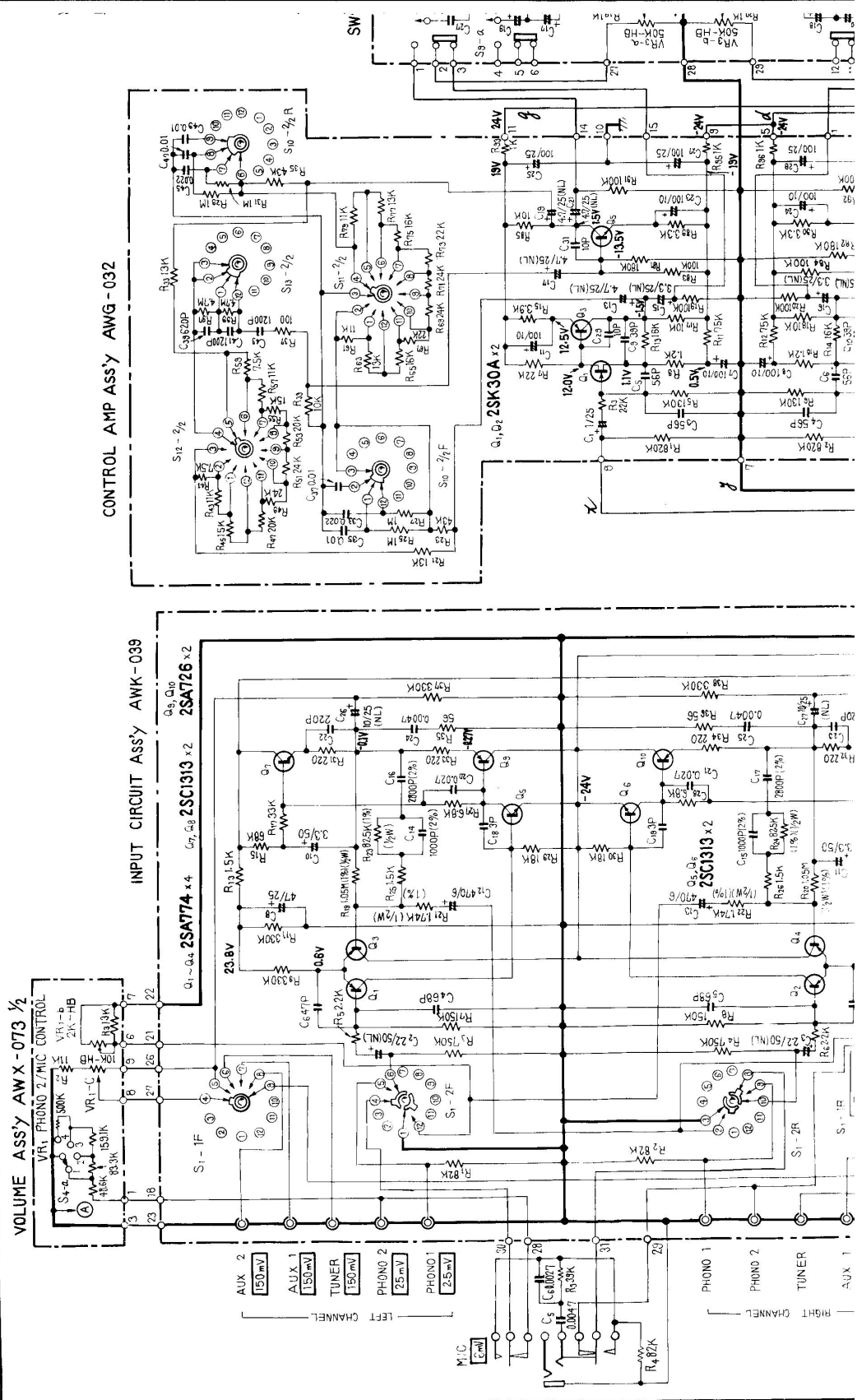
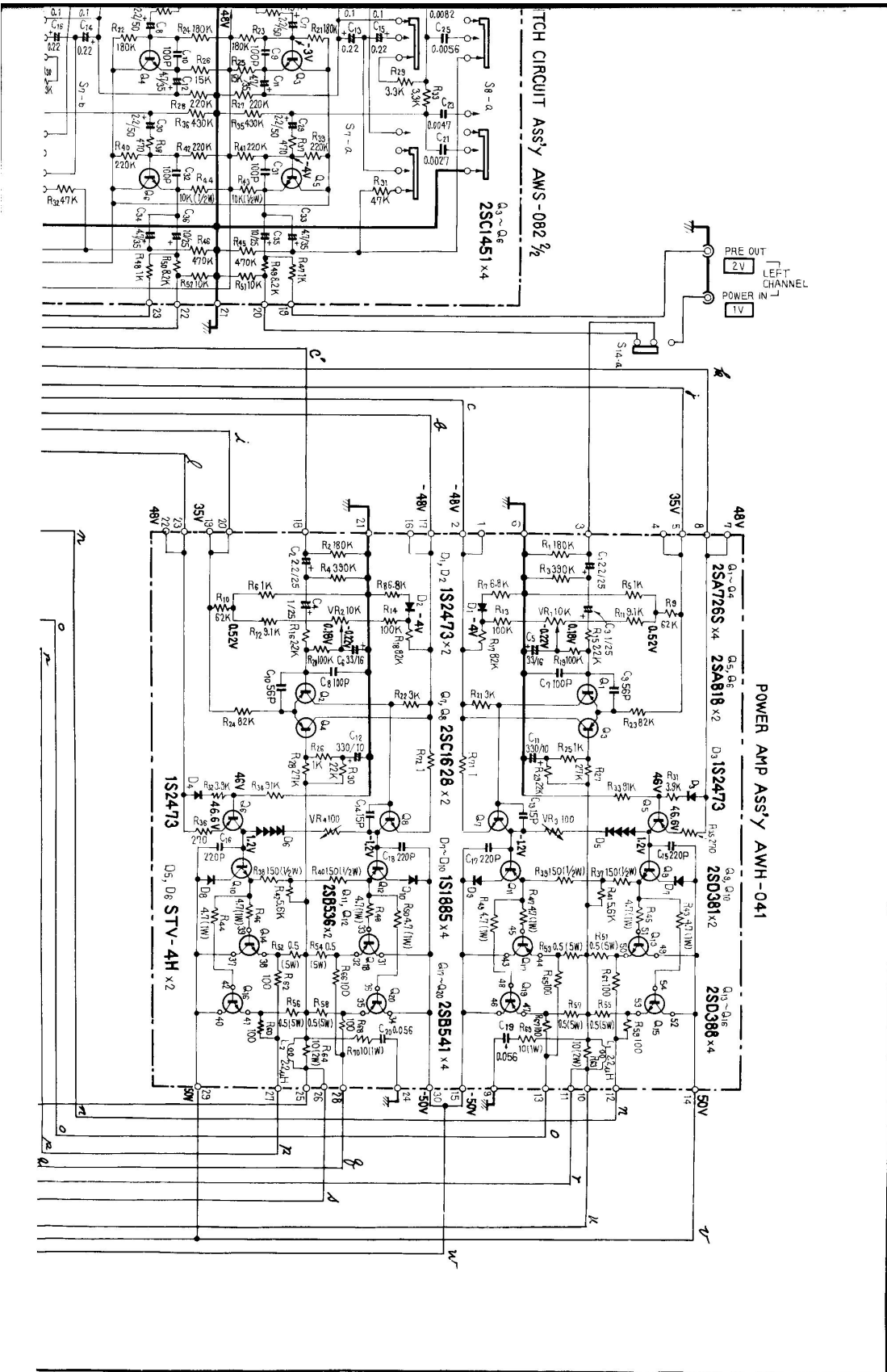
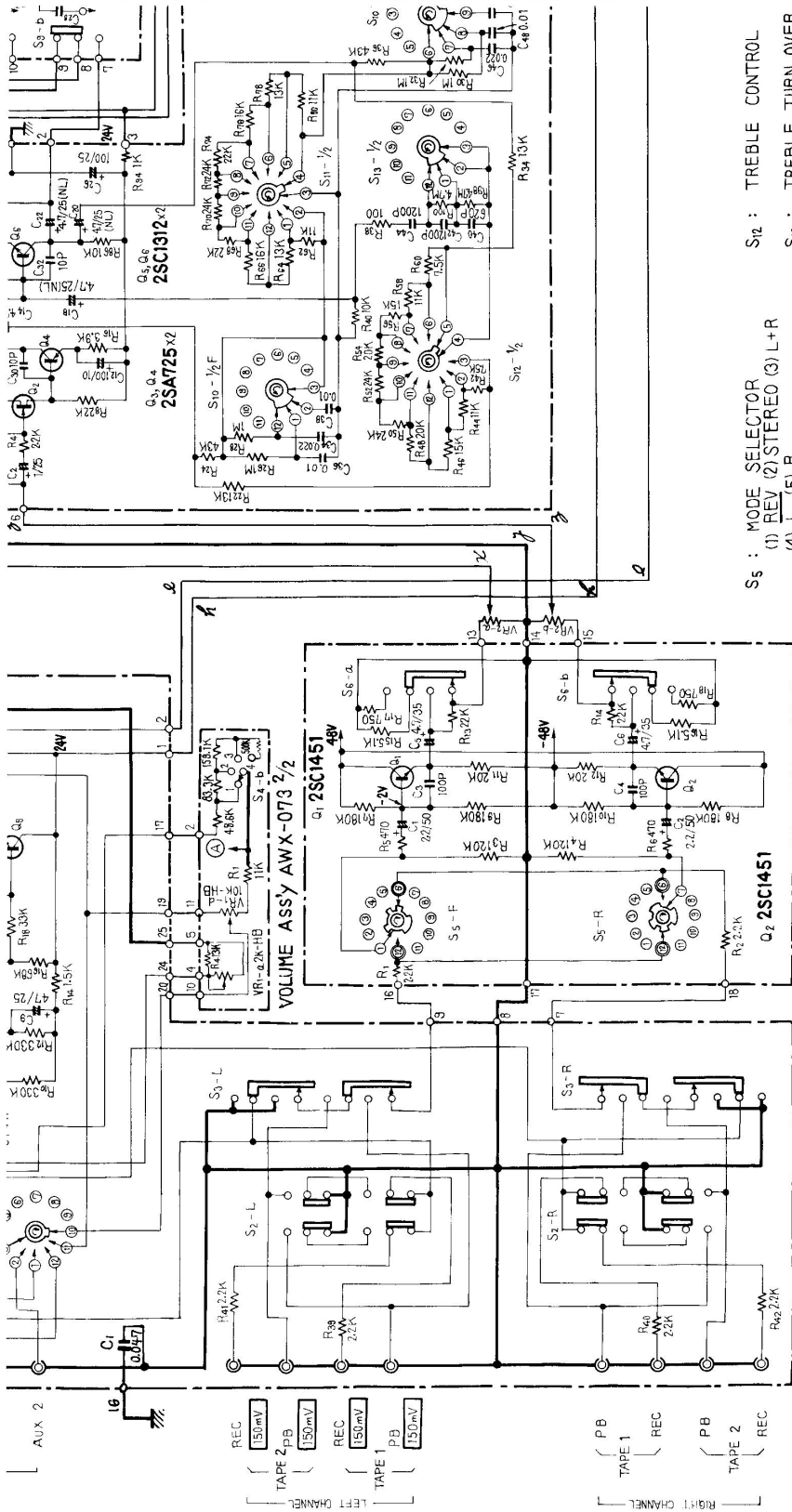


# SA-9500

KCU







SWITCH CIRCUIT ASSY AWS-082 1/2

NOTES  
 □ : SIGNAL VOLTAGE AT 1KHz  
 V : DC VOLTAGE AT NO INPUT SIGNAL  
 ← : DC CURRENT AT NO INPUT SIGNAL

POTENTIOMETER  
 VR1 : PHONO 2 / MIC LEVEL  
 VR2 : VOLUME  
 VR3 : BALANCE

SWITCHES  
 S1 : FUNCTION SELECTOR  
 (1) PHONO 2 / MIC (2) PHONO 1 (3) TUNER  
 (4) AUX 1 (5) AUX 2  
 S2 : TAPE DUPLICATE  
 (1) OFF (2) ON  
 S3 : TAPE MONITOR  
 (1) 1 (2) SOURCE (3) 2  
 S4 : PHONO 2 IMPEDANCE  
 (1) 35KΩ (2) 50KΩ (3) 70KΩ (4) 100KΩ

S5 : MODE SELECTOR  
 (1) REV (2) STEREO (3) L+R  
 (4) L (5) R  
 S6 : ATTENUATOR  
 (1) 0dB (2) -15dB (3) -30dB  
 S7 : LOW FILTER  
 (1) 15Hz (2) OFF (3) 30Hz  
 S8 : HIGH FILTER  
 (1) 12KHz (2) OFF (3) 8KHz  
 S9 : TONE  
 (1) OFF (2) ON  
 S10 : BASS TURN OVER  
 (1) 100Hz (2) 200Hz (3) 400Hz  
 S11 : BASS CONTROL

S12 : TREBLE CONTROL  
 S13 : TREBLE TURN OVER  
 (1) 2KHz (2) 4KHz (3) 8  
 S14 : PRE / POWER AMP.  
 (1) NORMAL (2) SEPARA  
 S15 : SPEAKER SELECTOR  
 (1) OFF (2) A (3) B (4) A  
 S16 : RELAY  
 S17 : POWER  
 (1) OFF (2) ON

